THE CROSSING

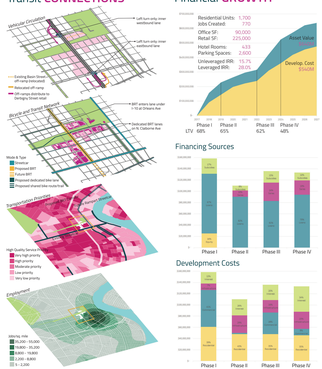
GROWING CONNECTED COMMUNITIES

HERITAGE · HEALTH · ACCESS · EMPOWERMENT · RESILIENCE



View A: **Resilience in Bloom**

Transit CONNECTIONS



Financial GROWTH



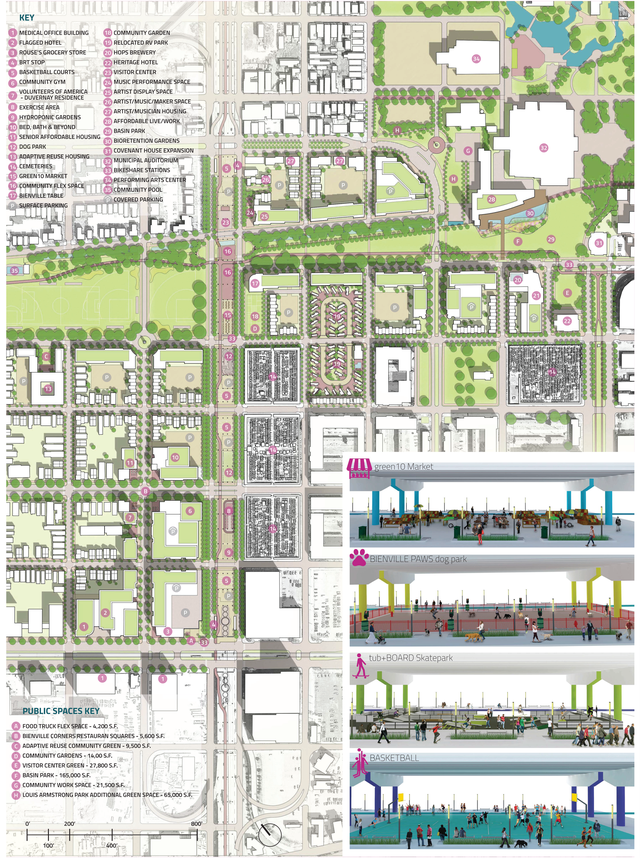
Financing Sources

Development Costs





Total Buildout






phase1 SOWING SEEDS 2017



TOTAL BUILDOUT	1,034,208 sqft	Units
Market-Rate Residential	319,957	395
Affordable Residential	148,304	174
Office	91,281	
Retail	156,567	
Hotel	98,429	246
Parking	220,074	925

HIGHLIGHTS
Flagged Hotel
Medical Office Building
Rouse's Grocery
Retail Street
1-10 Activity Spaces

phase2 CULTIVATING COMMUNITY 2019



TOTAL BUILDOUT	426,120 sqft	Units
Market-Rate Residential	250,177	289
Affordable Residential	108,323	121
Office	0	
Retail	5,435	1%
Hotel	0	
Parking	62,185	421

HIGHLIGHTS
Community Garden
RV Park Relocation
1-10 Activity Spaces

phase3 EDGING THE GREENWAY 2022



TOTAL BUILDOUT	602,569 sqft	Units
Market-Rate Residential	236,904	273
Affordable Residential	92,366	108
Office	0	
Retail	23,090	4%
Hotel	74,655	187
Parking	177,354	800

HIGHLIGHTS
Boutique Hotel
Brewery
Park Apartments

phase4 RESILIENCE IN BLOOM 2024



TOTAL BUILDOUT	431,417 sqft	Units
Market-Rate Residential	190,686	248
Affordable Residential	92,940	112
Office	0	
Retail	41,300	8%
Hotel	0	
Parking	106,491	487

HIGHLIGHTS
Basin Street off-ramp removal
Resilience Center
Basin Park
Art/Music Maker Space

